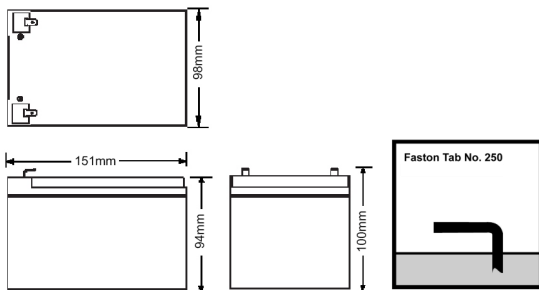




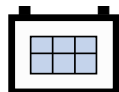
# HIGH PERFORMANCE AM 12-12

## SEALED RECHARGEABLE LEAD ACID BATTERY

### Dimensions and Terminal



Length:151mm	Width:98mm	Height :94mm
Total Height :100mm		



## AINO MICRO Range VRLA

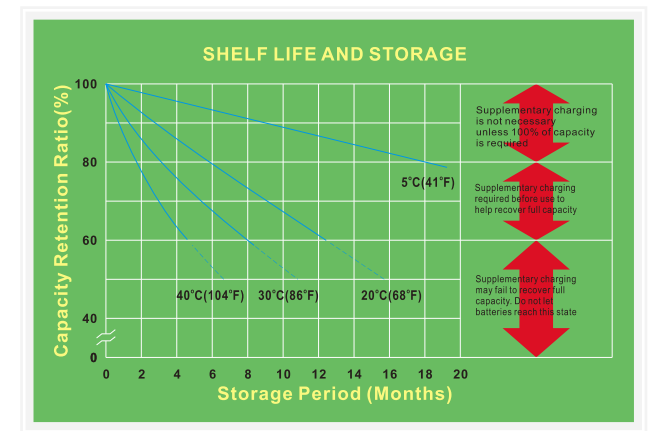
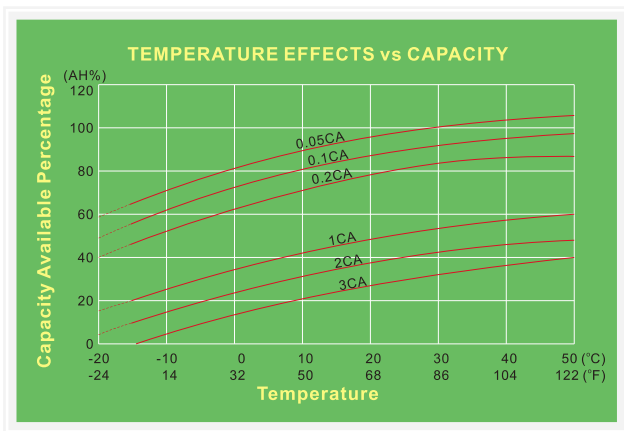
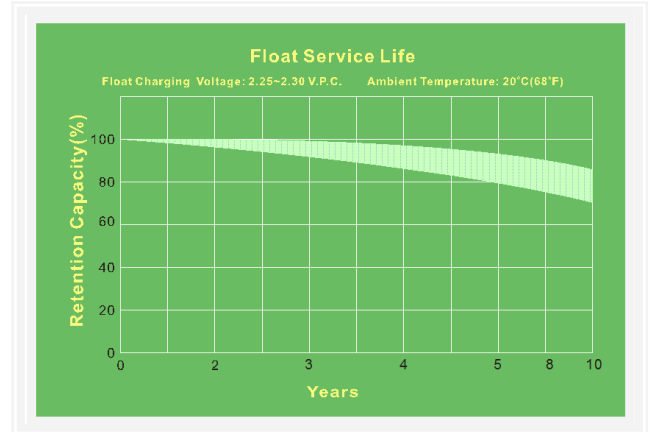
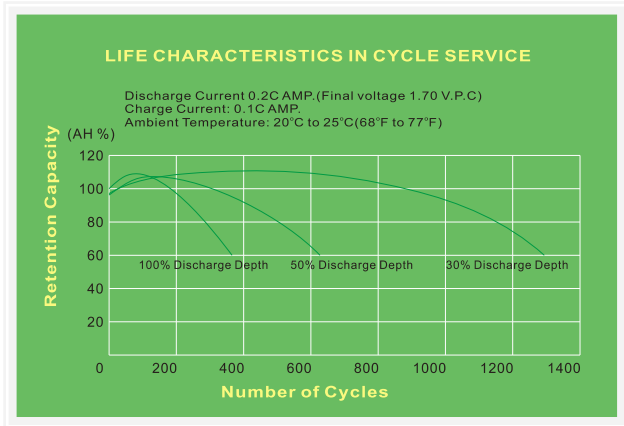
### Innovative Features

- ◆ 5~8 years design life @ 20°C(68°F) ambient temperature, 80% remaining capacity;
- ◆ Rechargeable VRLA batteries with an electrolyte retained in a glass mat with a very fine glass fiber structure.
- ◆ High-Compression Absorbed Glass Mat technology (AGM) for over 99% recombine action efficiency.
- ◆ Proprietary Fixed Orifice Plate Pasting technology applying active materials on both sides of the grid for consistent cell-to-cell performance, higher capacity and uniform grid protection.
- ◆ Perfect combination between energy storage performance and reliability;
- ◆ Operates at a low internal pressure;
- ◆ Low self-discharge rate (less than 3% / month @ 20°C(68°F));
- ◆ Grid plate construction consisting of a Lead Calcium Tin alloy;
- ◆ High impact resistant ABS resin cases and covers;
- ◆ Available in V-0 Flame Retardant Material;
- ◆ In compliance with IEC 896-2;
- ◆ Wide operating temperature range;

### Performance Specifications

<b>Normal Voltage</b>	12V	
<b>Normal Capacity</b>	20 hour rate (600 mA to 10.5 volts): 12.0 Ah	
	10 hour rate (1.15 A to 10.5 volts): 11.5 Ah	
	5 hour rate (2.10 A to 10.2 volts): 10.5 Ah	
	1 hour rate (9.00 A to 9.00 volts): 9.00 Ah	
<b>Internal Resistance</b>	20.0 milliohms	
<b>Approximate Weight</b>	3.50 kg (7.70 lbs)	
<b>Applicable Operating Temperature Range</b>	-40°C(-40°F) to +70°C (+158°F)	
<b>Ideal Operating Temperature Range</b>	+20°C (+68°F) to +28°C (+82.4°F)	
<b>Charge Retention (Shelf Life) at 68°F(20°C)</b>	1 month	97%
	3 month	91%
	6 month	85%
<b>Standby Service</b>	8 years	
<b>Cycle Service</b>	100% depth of discharge	350 cycles
	50% depth of discharge	650 cycles
	30% depth of discharge	1300 cycles
<b>Standard Terminals</b>	Faston Tab No.250	

## Performance Curves



## Discharge Characteristics

Constant Current Discharge Characteristics - Amperes @ 20°C (68°F)												
Final VPC	5min	10min	15min	20min	25min	30min	45min	60min	90min	120min	180min	240min
1.80	37.8	26.7	20.2	16.1	15.0	14.1	10.3	8.11	5.53	4.41	2.98	2.60
1.75	42.1	28.7	21.6	16.6	15.5	14.4	10.5	8.22	5.63	4.50	3.03	2.64
1.67	47.6	31.3	22.9	17.3	16.6	14.7	10.7	8.39	5.71	4.55	3.05	2.66

Constant Current Discharge Characteristics - Watts Per Cell @ 20°C (68°F)												
Final VPC	5min	10min	15min	20min	25min	30min	45min	60min	90min	120min	180min	240min
1.80	70.9	50.2	36.8	29.3	24.9	22.7	18.8	15.1	10.4	8.37	5.72	5.02
1.75	79.0	52.5	39.2	30.1	25.9	23.1	19.0	15.3	10.6	8.51	5.77	5.11
1.67	89.4	56.7	43.1	32.4	27.6	24.0	20.1	15.9	10.9	8.74	5.87	5.19

